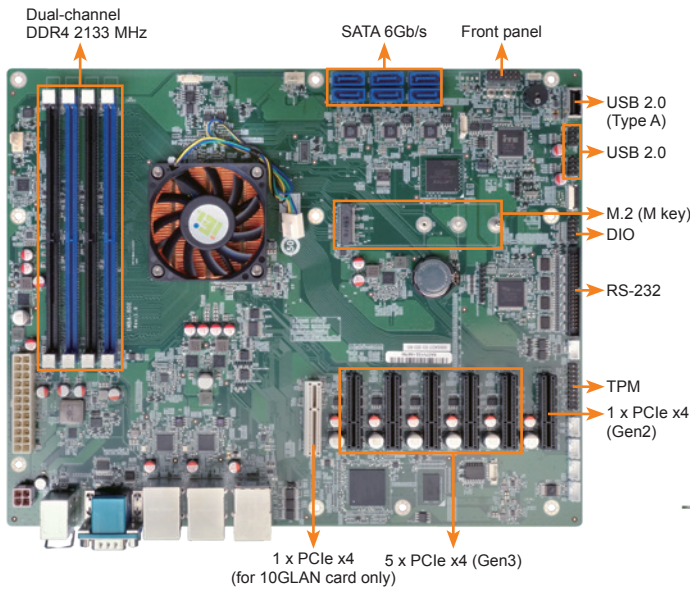


# IMBA-BDE



ATX motherboard supports 14nm Intel® Xeon® D1500 family, DDR4, VGA, dual Intel® GbE, dual 10GbE, four USB 3.0, six SATA 6Gb/s, HD Audio, and RoHS



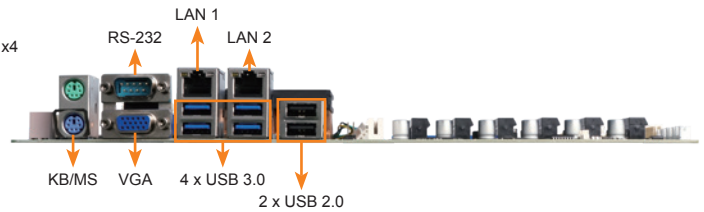
## High-speed 10GbE Add-on Card Support

### Integrated 10GbE LAN Interface

10GbE LAN card meets customer demand for high-speed internet



LAN-10G2SF-PHY-CS4227



## Specifications

- ◆ SoC
  - Intel® Xeon® processor D-1500 product family
  - Intel® Xeon® processor D-1548 (up to 8-core, 12M cache, TDP=45W)
  - Intel® Xeon® processor D-1518 (up to 4-core, 6M cache, TDP=35W)
- ◆ Memory
  - Four 288-pin 2133 MHz dual-channel DDR4 SDRAM unbuffered DIMMs support up to 128 GB
- ◆ BIOS
  - UEFI BIOS
- ◆ Ethernet
  - LAN1&2: Intel® I210-AT PCIe controller
  - LAN3&4: Inphi CS4227 PHY (optional)
- ◆ Display Output
  - 1 x VGA (up to 1920x1200@60 Hz)
- ◆ External I/O Interface
  - 1 x KB/MS 2 x USB 2.0
  - 1 x RS-232 4 x USB 3.0
- ◆ Internal I/O Interface
  - 1 x KB/MS (1x6 pin) 1 x RS-232/RS-422/485 (2x5 pin, P=2.54)
  - 1 x USB 2.0 (180° Type-A) 4 x RS-232 (2x5 pin, P=2.54)
  - 4 x USB 2.0 (2x4 pin, P=2.54) 6 x SATA 6Gb/s (RAID 0/1/5/10 supported)
- ◆ Front Panel
  - 1 x Front panel (2x7 pin, power LED, HDD LED, speaker, power button, reset button)
- ◆ LAN LED
  - 2 x LAN LED (1x2 pin)
- ◆ TPM
  - 1 x TPM (2x10 pin)
- ◆ SMBus
  - 1 x SMBus (1x4 pin)
- ◆ I<sup>2</sup>C
  - 1 x I<sup>2</sup>C (1x4 pin)
- ◆ Expansion
  - 1 x 10GbE LAN card slot
  - 1 x M.2 connector (M key, 2242~2280, SATA & PCIe x2 signal)
  - 1 x PCIe x4 Gen 2
  - 5 x PCIe x4 Gen 3
- ◆ Watchdog Timer
  - Software programmable supports 1~255 sec. system reset
- ◆ Digital I/O
  - 8-bit digital I/O (2x5 pin)
- ◆ Fan Connector
  - 1 x CPU smart fan (1x4 pin)
  - 1 x System smart fan (1x4 pin)
- ◆ Power Supply
  - ATX power supply, ATX/AT mode support
- ◆ Power Consumption
  - 3.3V@0.11A, 5V@2.83A, 12V@3.97A
  - (Intel® Xeon D-1548 2.0GHz CPU with 32GB (four 4 GB) 2133MHz DDR4 memory)
- ◆ Operating Temperature
  - 0°C ~ 60°C
- ◆ Storage Temperature
  - 10°C ~ 70°C
- ◆ Operating Humidity
  - 5% ~ 95%, non-condensing
- ◆ Dimensions
  - 244mm x 305mm
- ◆ Weight
  - GW: 1200g / NW: 700g
- ◆ CE/FCC compliant



## Features

- Intel® Xeon processor D-1500 product family
- Dual-channel 2133 MHz DDR4 up to 128 GB (ECC SO-DIMM, UDIMM, RDIMM)
- 10 GbE LAN supported
- Support PCI Express generation 3.0 at 8GT/s I/O bandwidth
- High speed interface for USB 3.0 and SATA 6Gb/s
- IEI One Key Recovery solution allows you to create rapid OS backup and recovery

## Packing List

1 x IMBA-BDE single board computer
1 x I/O shielding
2 x SATA cable
1 x Utility CD
1 x QIG
1 x One Key Recovery CD

## Ordering Information

Part No.	Description
IMBA-BDE-D1548-R10	ATX motherboard supports 14nm Intel® Xeon® D-1548, DDR4, VGA, dual Intel® GbE, dual 10GbE, four USB 3.0, six SATA 6Gb/s, HD Audio and RoHS
IMBA-BDE-D1518-R10	ATX motherboard supports 14nm Intel® Xeon® D-1518, DDR4, VGA, dual Intel® GbE, dual 10GbE, four USB 3.0, six SATA 6Gb/s, HD Audio and RoHS
LAN-10G2SF-PHY-CS4227	10 GbE LAN card, dual port support, RoHS
19800-000049-RS	LPT flat cable, 240mm, P=2.54
19800-000075-RS	PS/2 KB/MS cable with bracket, 220mm, P=2.0
19800-003100-100-RS	Dual port USB cable with bracket, 300mm, P=2.54
19800-020100-100-RS	RS-232 cable with bracket, Dual 10-pin to dual DB-9, 230mm, P=2.54
32102-000100-200-RS	SATA power cable, MOLEX 5264-4P to SATA15P
32205-003800-300-RS	RS-422/485 cable, 200mm, P=2.0
TPM-IN01-R20	20-pin Infineon TPM module, software management tool, firmware v3.17