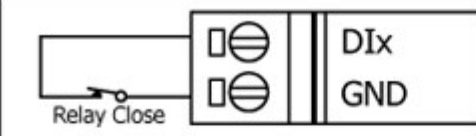
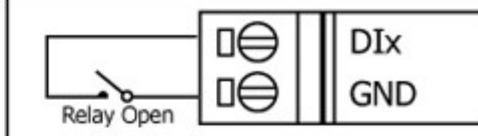
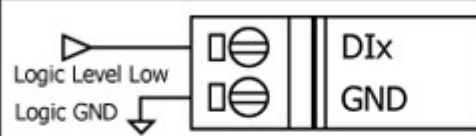
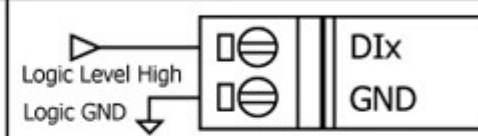
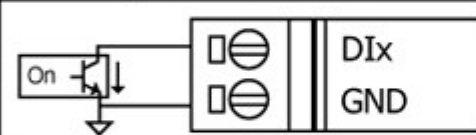
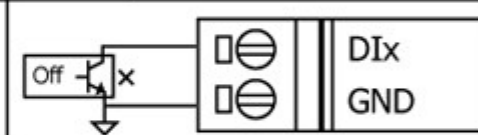
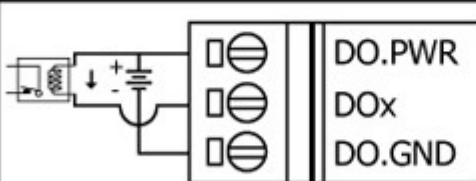
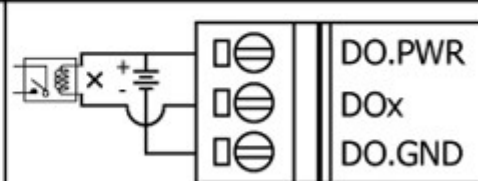


Input Type	ON State LED ON Readback as 0	OFF State LED OFF Readback as 1
Relay Contact	Relay ON	Relay Off
		
TTL/CMOS Logic	Voltage < 1V	Voltage > 3.5V
		
Open Collector	Open Collector On	Open Collector Off
		
Output Type	ON State LED ON Readback as 1	OFF State LED OFF Readback as 0
Drive Relay	Relay ON	Relay Off
		
Resistance Load		
	