



# iSN-81x Series Quick Start

v1.0, Jan 2023

## Packing List

In addition to this guide, the package includes the following items:



iSN-81x-MRTU

or



iSN-81x-MTCP



Screw Driver

## Technical Support

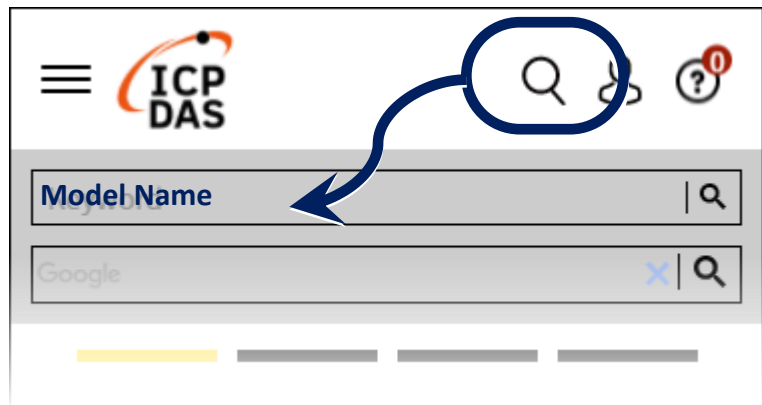
[service@icpdas.com](mailto:service@icpdas.com)

[www.icpdas.com](http://www.icpdas.com)

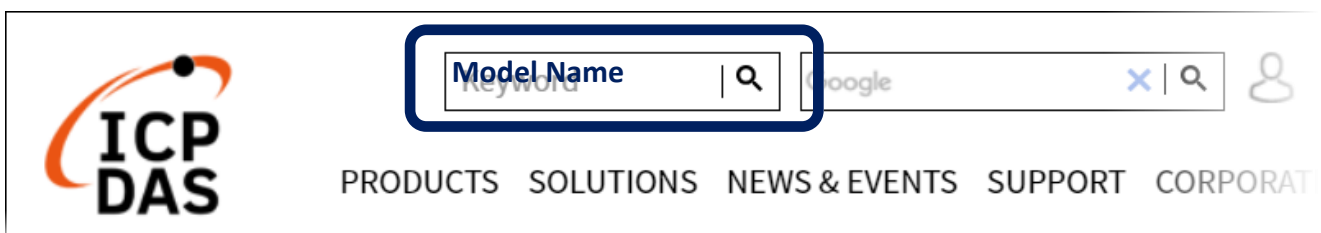
## Resources

How to search for drivers, manuals and spec information on ICP DAS website.

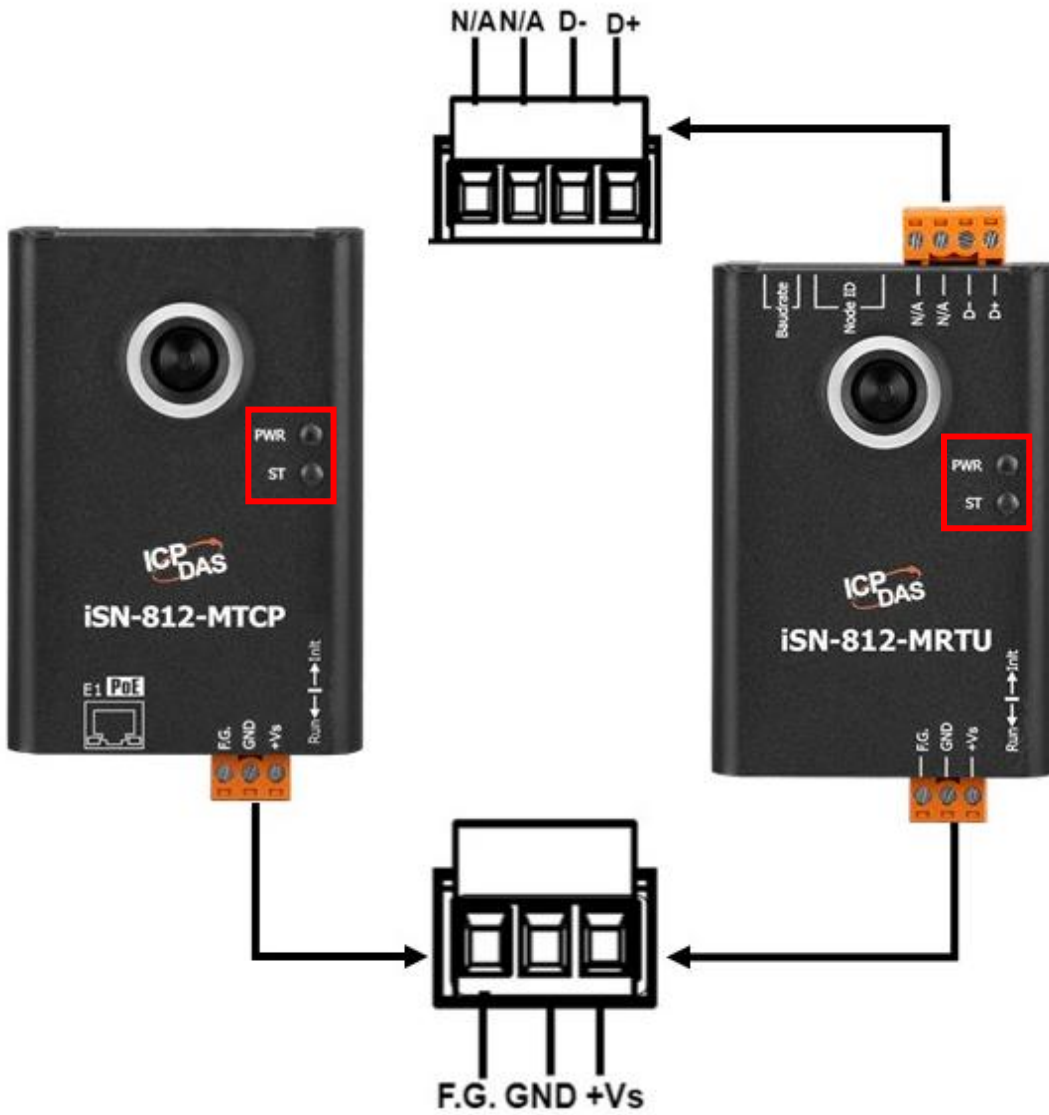
- For Mobile Web



- For Desktop Web

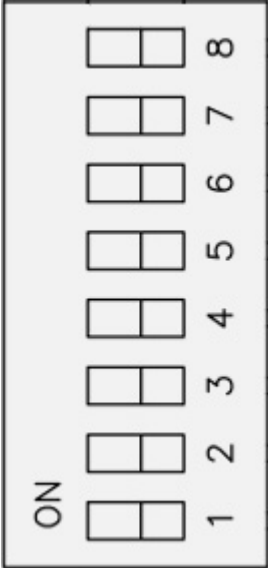



➤ Pin Assignments and LED indicators



LED	LED Status	LED Description
PWR	Bright	Power supply
Status	Bright	Start Modbus communication
	Blink	Diagnostic message

## ➤ DIP Switch

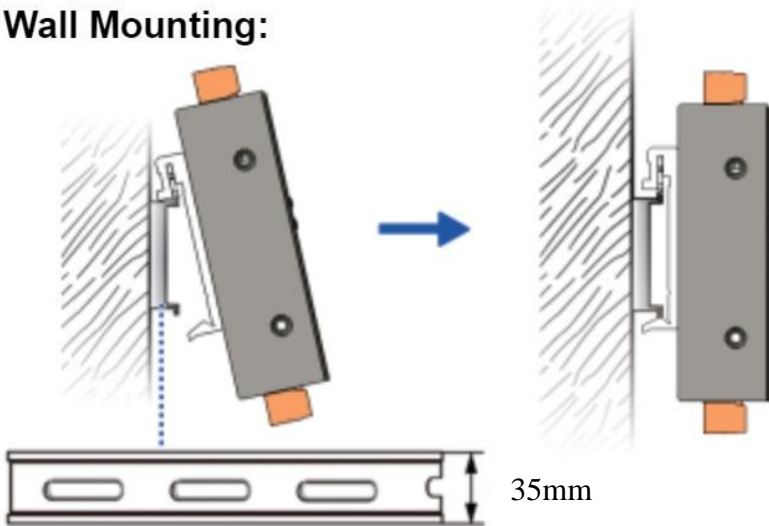
	Pin Number	Function	Example																														
	1~5	Modbus ID (ID range: 1~31)	<table border="1"> <thead> <tr> <th>Modbus ID</th> <th colspan="5">Switch</th> </tr> <tr> <th>ID</th> <th>1</th> <th>2</th> <th>3</th> <th>4</th> <th>5</th> </tr> </thead> <tbody> <tr> <td>1</td> <td>1</td> <td>0</td> <td>0</td> <td>0</td> <td>0</td> </tr> <tr> <td>10</td> <td>0</td> <td>1</td> <td>0</td> <td>1</td> <td>0</td> </tr> <tr> <td>30</td> <td>0</td> <td>1</td> <td>1</td> <td>1</td> <td>1</td> </tr> </tbody> </table> <p>Note: 1=&gt;ON, 0=&gt;OFF</p>	Modbus ID	Switch					ID	1	2	3	4	5	1	1	0	0	0	0	10	0	1	0	1	0	30	0	1	1	1	1
	Modbus ID	Switch																															
ID	1	2	3	4	5																												
1	1	0	0	0	0																												
10	0	1	0	1	0																												
30	0	1	1	1	1																												
6~8	Baudrate	<table border="1"> <thead> <tr> <th>Baudrate (bps)</th> <th colspan="3">Switch</th> </tr> <tr> <th>(bps)</th> <th>6</th> <th>7</th> <th>8</th> </tr> </thead> <tbody> <tr> <td>9600</td> <td>0</td> <td>0</td> <td>0</td> </tr> <tr> <td>19200</td> <td>1</td> <td>0</td> <td>0</td> </tr> <tr> <td>38400</td> <td>0</td> <td>1</td> <td>0</td> </tr> <tr> <td>57600</td> <td>1</td> <td>1</td> <td>0</td> </tr> <tr> <td>115200</td> <td>0</td> <td>0</td> <td>1</td> </tr> </tbody> </table> <p>Note: 1=&gt;ON, 0=&gt;OFF</p>	Baudrate (bps)	Switch			(bps)	6	7	8	9600	0	0	0	19200	1	0	0	38400	0	1	0	57600	1	1	0	115200	0	0	1			
Baudrate (bps)	Switch																																
(bps)	6	7	8																														
9600	0	0	0																														
19200	1	0	0																														
38400	0	1	0																														
57600	1	1	0																														
115200	0	0	1																														
	Init	Device works in waiting to be upload Firmware mode																															
	Run	Device works in normal mode																															

## ➤ Default IP address

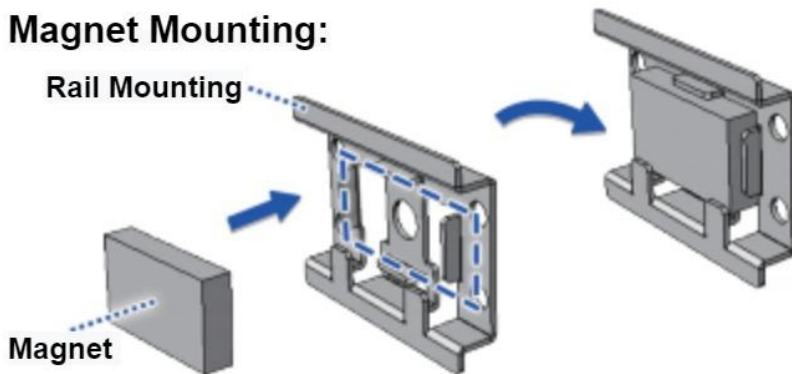
IP	Mask	Gate way
192.168.255.100	255.255.0.0	192.168.0.1

## ➤ Installation

### Wall Mounting:



### Magnet Mounting:



### Gimbal Mounting:

