

GTP-230

Quick Start Guide

JUN 2017, Version 1.0.0

Congratulations!

Thanks for purchasing the GTP-230 module - the 3G SMS alarm solution and 3G gateway solution for remote monitoring and control application. This Quick Start Guide will provide related information which needed to get start with the GTP-230 module. Please also consult the user manual for detailed information on the setup and usage of the GTP-230 module.

What's In the Box!

In addition to this guide, the package includes the following items:




GTP-230



Software CD



CA-0910 Cable



Quick Start



Screw Driver

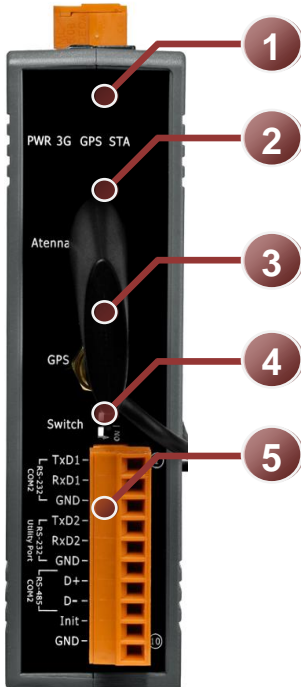


2G/3G Antenna




GPS Antenna

Appearance



NO.	Description
1	LED indicators (4)
2	3G antenna
3	GPS antenna (not yet open GPS function)
4	Switch (1, 2)
5	COM Port communication (RS-232, Utility, RS-485).
6	Power Connector(PWR, GND, F.G.)
7	MicroSD card slot (top) ,SIM card slot (bottom)



Pin	Description
+Vs	Power , +10~+30VDC
GND	Power ground
F.G.	Earth ground

COM port communication

Pin	Description	
1	COM 2 RS-232**	TxD1
2		RxD1
3		RxD1
4	COM 1 RS-232*	TxD1
5		RxD1
6		GND
7	COM 2 RS-485**	D+
8		D-
9		INIT
10		GND

* COM1 RS-232 is dedicated for Utility settings.

** COM2 RS-232 and COM2 RS-485 for the shared design, the data cannot be input at the same time.

LED Indicator

The GTP-230 module provides seven LED indicators, including indicators for power status and 3G communication status. The Following is an overview of the purpose and function of each LED indicator together with a description.




LED Name	LED Status	LED Description
PWR(Red)	ON	The power of the module is ON
3G(Red)	Flashing Once per sec	Successfully registered connection to base station (general status)
	Flashing 3 times per sec	Successfully registered connection to base station (Internet access)
	ON/OFF	3G cannot register
GPS (Green)	Flashing	GPS successfully positioned (*Note)
	ON/OFF	GPS is not positioned (*Note)
STA(Orange)	Flashing Once per sec	The internal operation is normal
	Flashing 3 times per sec	Initial mode
	ON/OFF	The internal operation is abnormal

***Note:** GPS function is not yet available now.

■ DIP Switch

The GTP-230 module includes SMS alarm function and gateway function, DIP switches are provided for switching function. The factory default of the DIP switch is enabled as illustrated in following figure.



SW1	SW2	Description
Status		
OFF	OFF	SMS alarm function Utility setting mode
OFF	ON	Virtual COM Gateway function
ON	OFF	No default
ON	ON	No default

About the more detail information for the GTP-230 module, please refer to the user's manual.

Technical Support

- **GTP-230 User Manual**
<http://ftp.icpdas.com/pub/cd/usbcd/napdos/gtp-230/manual/>
- **GTP-230 Website**
<http://m2m.icpdas.com/gtp-230.html>
- **ICP DAS Website**
<http://www.icpdas.com/>