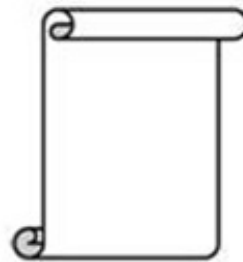


What's in the box?

In addition to this guide, the package includes the following items:



LC-103H ↵



Quick Start ↵

LC-103H Getting Started/User Manual

- **LC-103H Series User Manual**

http://ftp.icpdas.com/pub/cd/8000cd/napdos/lc/lc_103H/

- **DCON Utility**


http://ftp.icpdas.com/pub/cd/8000cd/napdos/driver/dcon_utility/

- **LC-103H Website**


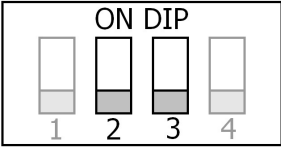
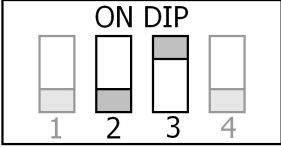
http://www.icpdas.com/root/product/solutions/remote_io/rs-485/lighting_control/lc-103H.html



DIP Switch and Jumper Settings(SW2)

<p>SW2</p> 	SW2.1	ON	DCON Protocol
		OFF	Modbus RTU Protocol
	SW2.2	ON	Software Configuration
		OFF	Hardware Configuration
	SW2.3	ON	High Node Address
		OFF	Low Node Address
	SW2.4	ON	INIT Mode
		OFF	Normal Mode

Address Settings via Hardware Configuration(SW1)

<p>SW1</p> 	 <p>ON DIP</p>	0 ~ F for Addresses 0 ~ 15 (Low Node Address)
	 <p>ON DIP</p>	0 ~ F for Addresses 15 ~ 31 (High Node Address)



If there is any other question, please feel free to contact us.

Email: service@icpdas.com