



Features

- 15" LCD with Touch Panel
- E3827 (1.75 GHz, 64-bit dual core)
- WES7 (Windows Embedded Standard 7)
- Support eLogger HMI (free)
- 3 I/O Expansion Slots
- NEMA 4/IP65 Compliant Front Panel
- Ultra-Rugged Construction and Reliable Design
- Operating Temperature : -20 °C ~ +60 °C



Introduction

The iPPC-6731-WES7 is a WES7 based Panel PC that combine computing, I/O, and operator interface into a single unit, and provide the perfect solution for integrating HMI, data acquisition and control in an individual PAC. It is equipped with an Intel Atom E3827 CPU, three I/O expansion slots, TFT LCD and a variety of connectives including dual Gigabit Ethernet, USB port, RS-232 and RS-485 interface. The operating system is pre-installed in the built-in mSATA SSD, and the storage can be expanded from a Compact Flash slot. Local I/O slots are available to use our I-8K and I-87K series I/O modules and remote I/O expansion is available to use our Ethernet I/O modules and RS-485 I/O modules. The iPPC-6731-WES7 is designed for panel mount installation, the front panel is NEMA 4/IP65 rated and can withstand sprayed water, humidity and extreme dust. Designed to operate over a wide -20°C ~ 60°C ambient temperature range, the fanless design offers the ultimate in reliability with no moving parts.

Since WES7 has the same Win32 API as Windows 7, most popular applications on desktop can run on WES7 based Panel PC.

WES7 Embedded OS

WES7 has the same Win32 API as Windows 7. Most popular applications on desktop can be run on WES7. It's also compatible with rich Windows IDEs, such as Visual studio, Delphi, Borland C++ Builder, etc.

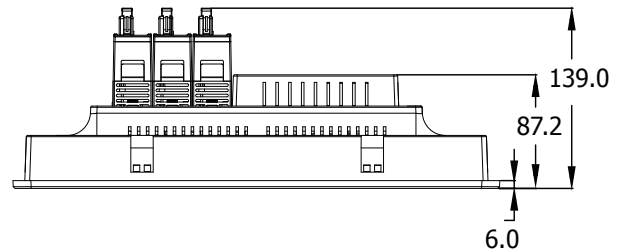
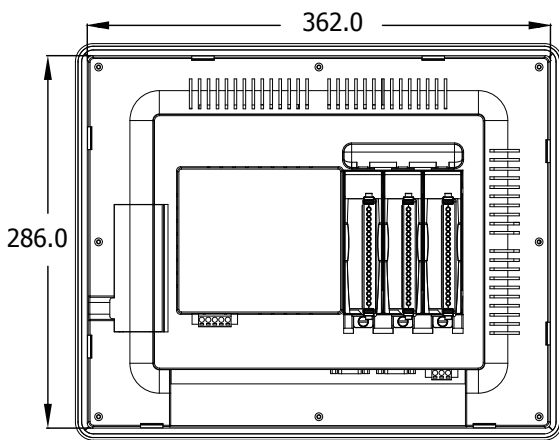
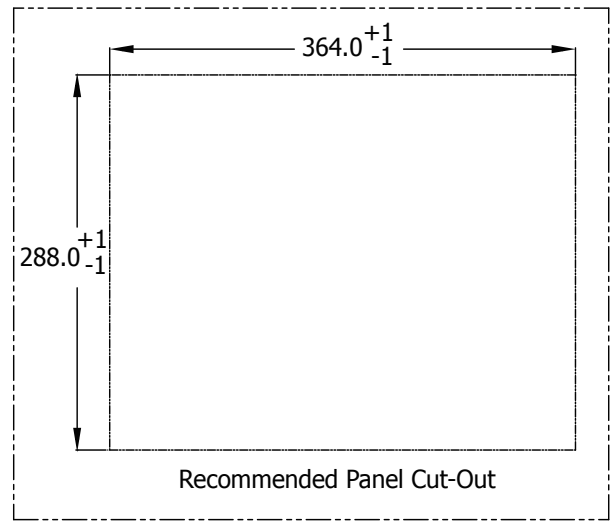
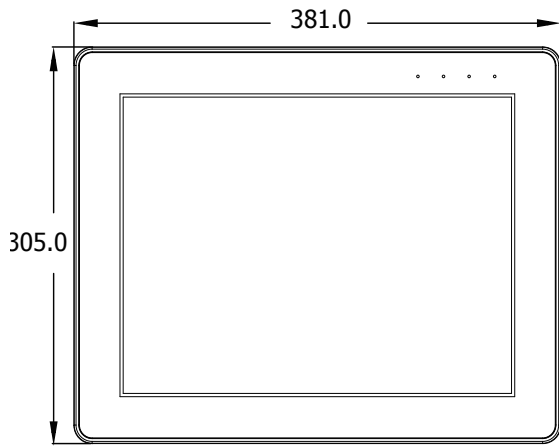


- Full Win32 API
- Silverlight 5
- Enhanced Write Filter
- Remote Desktop Protocol 7.1
- .NET Framework 3.5, 4.0, 4.5

Specifications

| | |
|---------------------------------|---|
| LCD | |
| Diagonal Size | 15" |
| Resolution | 1024 x 768 |
| Brightness (cd/m ²) | 400 |
| Contrast Ratio | 500 : 1 |
| LED Backlight Life (hrs) | 50,000 |
| Touch Panel | 5-wire, resistive type; light transmission: 80 % |
| LED Indicator | 4 (Run, PWR, L1, L2; L1 and L2 for user programmable) |
| System Software | |
| OS | Microsoft Windows Embedded Standard 7 SP1 |
| Framework Support | .Net Framework 3.5, 4.0, 4.5 |
| Embedded Service | IE11, FTP Server, IIS 7.0, ASP (Java Script, VB Script) |
| SDK Provided | Dll for Visual Studio.Net |
| Multilanguage Support | English, German, French, Spanish, Portuguese, Russian, Italian, Korean, Japanese, Simplified Chinese, Traditional Chinese |
| CPU Module | |
| CPU | E3827 (1.75 GHz, 64-bit dual core) |
| SDRAM (DDR3) | 2 GB |
| MRAM | 128 KB |
| Flash (SSD) | mSATA slot with one 32 GB SSD |
| EEPROM | 16 KB |
| Memory Expansion | CF slot with a 8 GB CF card (support up to 32 GB) |
| RTC (Real Time Clock) | Provide second, minute, hour, date, day of week, month, year |
| 64-bit Hardware Serial Number | Yes, for software copy protection |
| Rotary Switch | Yes (0 ~ 9) |
| Communication Ports | |
| Ethernet | 2 x RJ-45 10/100/1000 Base-TX |
| USB 2.0 | 3 |
| COM 2 | RS-232 (RxD, TxD, CTS, RTS, DSR, DTR, CD, RI, GND); Non-isolated |
| COM 3 | RS-485 (Data+, Data-, GND); 2500 V _{DC} isolated |
| COM 4 | RS-232/RS-485 (RxD, TxD, CTS, RTS, GND for RS-232, Data+, Data- for RS-485); 2500 V _{DC} isolated |
| Audio | Mic-in and earphone-out |
| I/O Expansion Slots | |
| Slot Number | 3 (Support High Profile I-8K and I-87K Modules) |
| Mechanical | |
| Dimensions (W x H x D) | 381 mm x 305 mm x 87 mm |
| Panel Cut-Out (W x H) | 364 x 288, ±1 mm |
| Installation | Panel Mounting |
| Ingress Protection | Front panel: NEMA 4/IP65 |
| Weight | 4.95 kg |
| Environmental | |
| Operating Temperature | -20 °C ~ +60 °C |
| Storage Temperature | -20 °C ~ +70 °C |
| Ambient Relative Humidity | 10 % ~ 90 % RH (non-condensing) |
| Power | |
| Input Range | +10 V _{DC} ~ +30 V _{DC} |
| Redundant Power Inputs | Yes |
| Isolation | 1 kV |
| Consumption | 25 W |

■ Dimensions

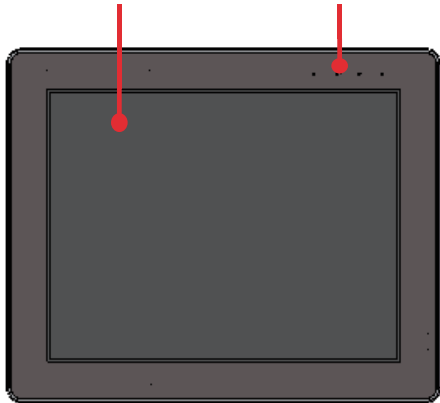


(Unit: mm)

■ Appearance

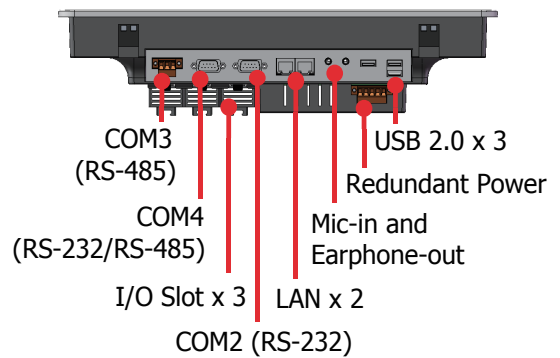
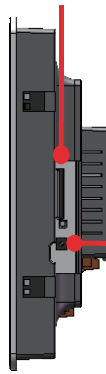
15" TFT LCD
1024 x 768 (4 : 3)

Indicators
(PWR, RUN, L1, L2)



Rotary Switch

CF Slot



■ Ordering Information

| | |
|-----------------------|--|
| iPPC-6731-WES7 | 15" Panel PC with Atom E3827 CPU and WES7 OS |
|-----------------------|--|

■ Accessories

| | |
|---------------------|--|
| DR-120-24 | 24 V/5 A, 120 W Single Output Industrial DIN Rail Power Supply |
| MDR-60-24 CR | 24 V _{DC} /2.5 A, 60 W Power Supply with DIN-Rail Mounting (RoHS) |