




# EPIC-E641\_J126L VER:1.0 Specification



EPIC-E641\_J126L VER:1.0 Front View



EPIC-E641\_J126L VER:1.0 IO View



EPIC-E641\_J126L VER:1.0 Lateral View

|                          |   |
|--------------------------|---|
| <b>Model No.</b>         | EPIC-E641_J126L VER:1.0(J6412)  |
| <b>Processor</b>         | Onboard Intel®Celeron J6412 2.0GHz Quad Core 4-Threads processor, TDP 10W<br>Compatible with Intel® Elkhart Lake series CPU   |
| <b>Chipset</b>           | SOC   |
| <b>Memory</b>            | 1* SODIMM DDR4 RAM slot, 2400MHz, up to 16GB  |
| <b>Display</b>           | Integrated Intel® UHD Graphics<br>1* VGA, 1*HDMI, 1* LVDS port  |
| <b>LAN</b>               | 2* Intel I225V Gigabit Ethernet, support Wake On LAN、 PXE function  |
| <b>Storage</b>           | 1* 7pin SATA3.0 hard disk port, transfer speed up to 6Gbps<br>1* MSATA slot, transfer speed up to 6Gbps   |
| <b>Audio</b>             | Onboard ALC897 7.1+2 channel high definition audio controller, support MIC/Line-out, amplifier.<br>Amplifier support 2 Ω 3W speaker   |
| <b>Expansion Slot</b>    | 1* Mini-PCIE slot, support WiFi /4G module  |
| <b>Rear I/O Port</b>     | 1* 12V DC_In Jack<br>1* VGA<br>1* HDMI<br>2* USB3.0, 1* USB2.0<br>2* RJ45 Gigabit LAN port<br>1* Line-out (green)   |
| <b>Internal I/O Port</b> | 1* DC power connector, 1*4pin, support 12V power input output<br>1* JVGA port, 1*12pin, same signal with DB15<br>1* LVDS port, 2*15pin, support dual channel 24BIT, (share same pin EDP)<br>1* Screen backlight power supply port, 1*6pin<br>4* USB2.0, 2*5pin<br>6* RS232 COM port, COM2/COM3 support RS485/422 selectable<br>1* SATA power supply port, 1*4pin<br>1 Front audio port, 2*5pin<br>1* Amplifier port, 1*4pin<br>1* SIM slot<br>1* Front panel function button and LED indicator port, 2*5pin |

|                         |  |
|-------------------------|--|
| <b>Fan</b>              | Fanless cooling, reserve 1*4pin CPU smart fan connector, 1*4pin system fan connector |
| <b>Connector</b>        | connector  |
| <b>GPIO</b>             | Support 4-in 4-out GPIO  |
| <b>BIOS</b>             | 64Mb Flash ROM   |
| <b>Watchdog</b>         | Support hardware reset function (L256, 0~255 seconds)                                |
| <b>Support OS</b>       | Windows 10/Linux   |
| <b>Power Type</b>       | Adopt DC 12V power supply  |
| <b>Operating Temp.</b>  | -20°C~60°C   |
| <b>Storage Temp.</b>    | -20°C~70°C   |
| <b>Working Humidity</b> | 5%-95% relative humidity, non-condensing   |
| <b>Dimension</b>        | 148mm x 102mm  |

## Order Information:

| No | Model                   | Processor | Frequency | Memory    | VGA | HDMI | LVDS      | EDP | LAN     | USB | COM | RS485/422 | Power |
|----|-------------------------|-----------|-----------|-----------|-----|------|-----------|-----|---------|-----|-----|-----------|-------|
| 1  | EPIC-E641_J126L VER:1.0 | J6412     | 2.0G      | 1* SODDR4 | 1   | 1    | 2ch*24BIT | /   | 2*I225V | 7   | 6   | COM2/3    | DC12V |