



IES6300 Series

DIN-Rail or Wall Mounting

10/12-Port Layer 2 Managed Industrial Gigabit Ethernet Switch (Optional PoE or I/O)

- Support 2 2.5G SFP slots, 2 Gigabit SFP slots (optional), 8 Gigabit copper ports (optional PoE), 2 DI and 2 DO (optional)
- Adopt patented Ring technology, support single ring, coupling ring, chain, Dual-homing, automatic recovery time of network failure < 20ms
- Support multiple network protocols and industry standards, such as STP/RSTP/MSTP, ERPS, PoE, DHCP, VLAN, QoS, IGMP Snooping, LLDP, ACL and SNMP.
- Support 4 optional power supplies: 24VDC, 48VDC, 12~48VDC and 220VAC/DC
- The maximum PoE power consumption of 24VDC products is 120W, and the maximum PoE power consumption of 48VDC products is 240W
- Support -40~75°C wide operating temperature range



Industrial Grade



Introduction

IES6300 Series are 10/12-port layer 2 managed industrial Gigabit Ethernet switches with optional PoE. PoE power supply conforms to IEEE 802.3af/at protocol standard. This series provide 11 products and support a variety of interfaces including Gigabit copper ports, Gigabit PoE copper ports, Gigabit SFP slots, 2.5G SFP slots and I/O ports and support four power supplies including 24VDC, 48VDC, 12~48VDC and 220VAC/DC. They adopt DIN-Rail mounting or wall mounting to meet the requirements of different application scenes.

The network management system supports a variety of network protocols and industry standards, such as Ring, STP/RSTP/MSTP, ERPS, DHCP Server/Snooping/Relay, VLAN, QoS, IGMP Snooping, LLDP, Port Trunking and Port Mirroring. It possesses complete management functions and supports Port Configuration, NAS, ACL, Network Diagnosis, Online Upgrade, etc. CLI, WEB, TELNET, SSH, SNMP and other access methods can be supported. Network management system could bring you great user experience through its friendly interface design and easy and convenient operation.

The DC power supply has two independent power supply circuits which can ensure the normal operation of the device when one power supply fails. The design of DIP switch could implement device factory setting recovery. When DC power supply or port has link failure, ALM indicator will be bright and send out alarm, meanwhile, alarm device connected to the relay will send out alarm for rapid scene troubleshooting. The hardware adopts fanless, low power consumption and wide temperature design, which has passed rigorous industrial standard tests, and suits for the industrial scene environment with harsh requirements for EMC. It can be widely used in AP coverage, railway transportation, smart city, safe city, new energy, smart grid, intelligent manufacturing and other industrial fields.

Features and Benefits

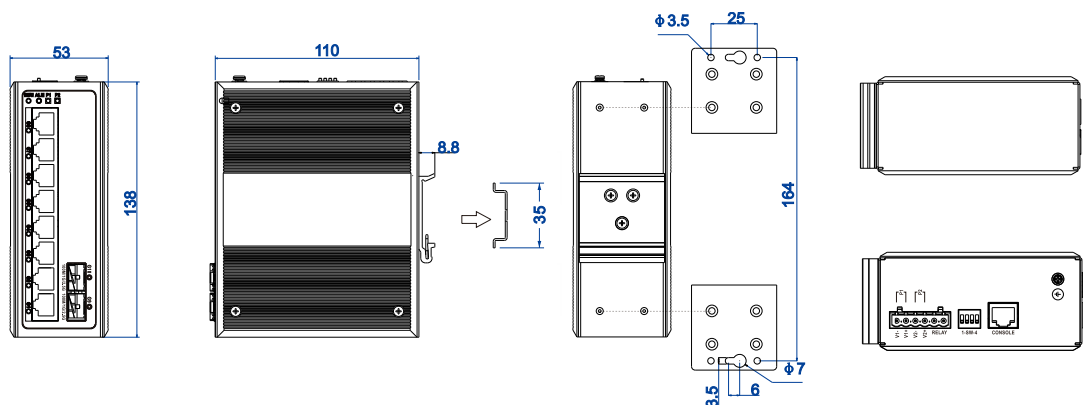
- ⊙ SNMPv1/v2c/v3 is used for network management of various levels
- ⊙ RMON can be used for efficient and flexible network monitoring
- ⊙ QoS supports real-time traffic classification and priority setting
- ⊙ LLDP can achieve automatic topology discovery, which is convenient for visual management
- ⊙ DHCP server and DHCP client could be used for allocating IP address of different strategies
- ⊙ DHCP Snooping can ensure DHCP client gets IP address from legal DHCP server
- ⊙ DHCP relay function can realize IP address, gateway, DNS configuration cross network segment
- ⊙ File management is convenient for the device rapid configuration and online upgrading
- ⊙ User privilege classification configuration can set user privilege level
- ⊙ SSH configuration and HTTPS configuration can improve device's management

- security and guarantee data access security
- Support NAS network access service and provide security assurance for multiple services
- MEP function can determine the scope and boundary of maintenance domain
- Ring and STP/RSTP/MSTP can achieve network redundancy, preventing network storm
- EPRS function can realize link backup and improve the reliability of network
- Relay alarm is convenient for troubleshooting of construction site
- Storm suppression can restrain broadcast, unknown multicast and unicast
- VLAN is used for simplifying network planning
- Port Trunking and LACP can increase network bandwidth and enhance the reliability of network connection to achieve optimum bandwidth utilization
- IGMP Snooping can be used for filtering multicast traffic to save the network bandwidth
- PoE could power device over Ethernet, thus decreasing the cable connection of powered devices
- Support I/O port input and output, I/O status alarm and control remote device
- Support DDM (digital diagnostic monitoring) function, which can monitor the optical power, temperature and other real-time parameters of SFP fiber module with DDM function, facilitating the link default diagnosis of optical fiber
- Network diagnosis and troubleshooting could be conducted via Ping and cable detection
- Port mirroring can conduct data analysis and monitoring, which is convenient for online debugging

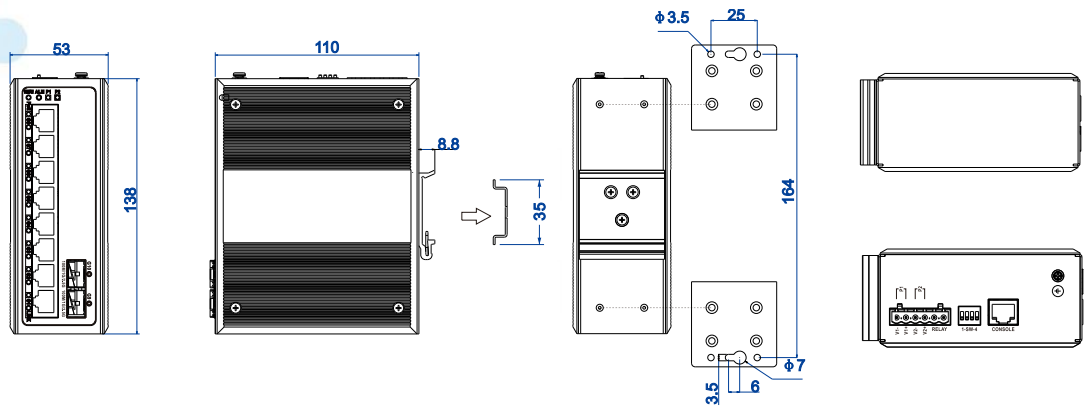
Dimension

Unit: mm

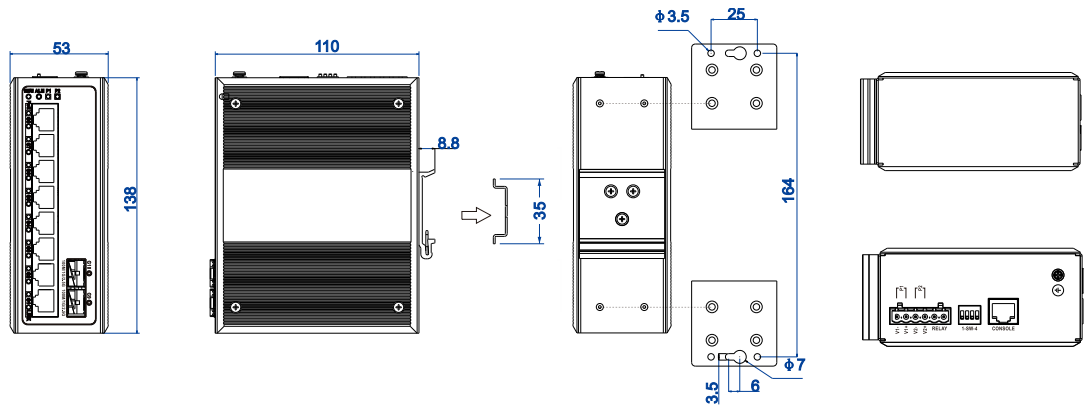
- IES6300-8GT2HS-2P48



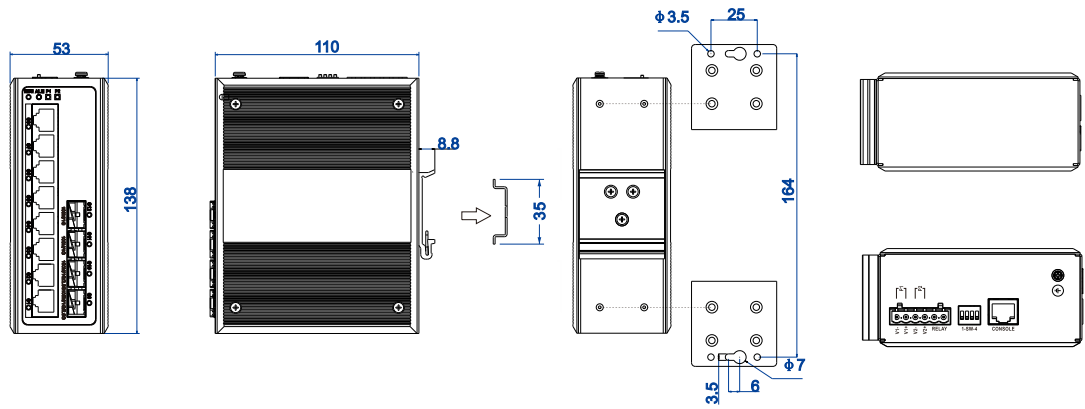
- IES6300-8GP2HS-2P24-120W, IES6300-8GP2HS-2P48-240W



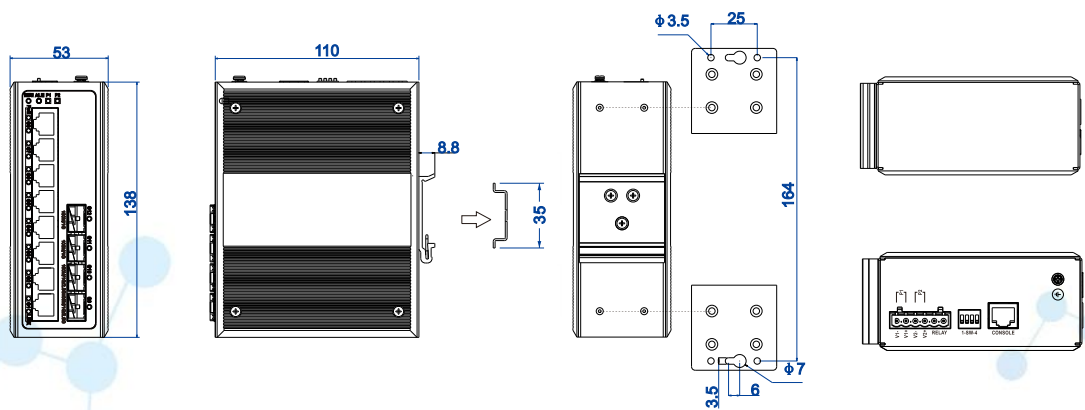
● IES6300-8GT2HS-2P48-240W



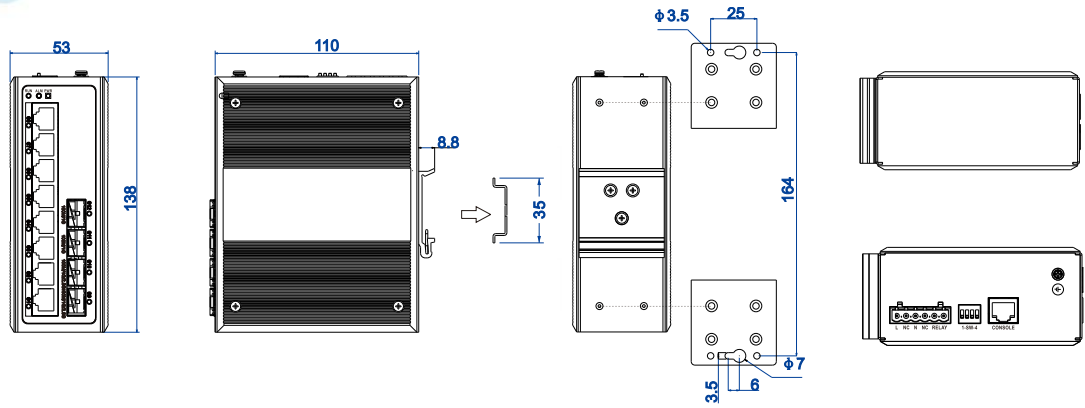
● IES6300-8GT2GS2HS-2P48



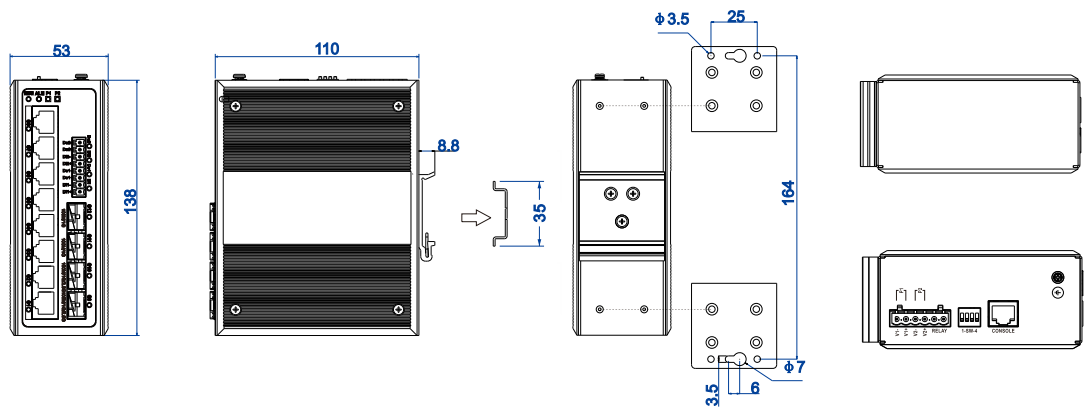
● IES6300-8GP2GS2HS-2P24-120W, IES6300-8GP2GS2HS-2P48-240W



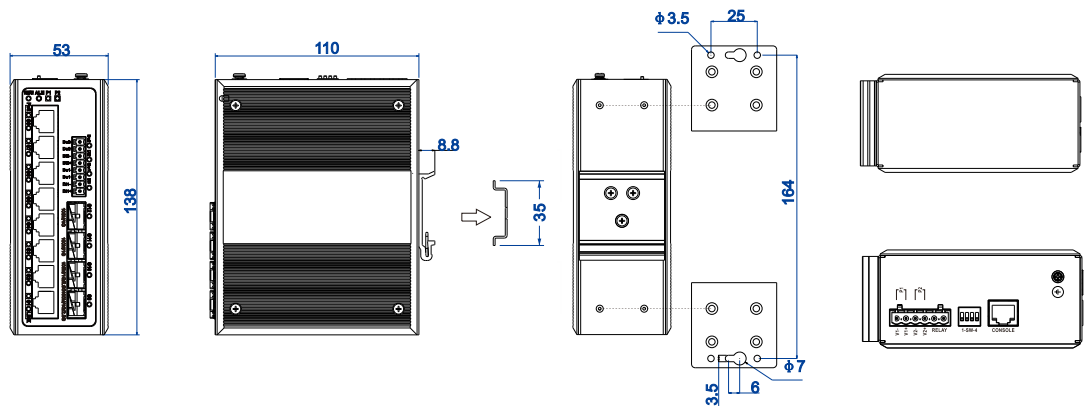
● IES6300-8GT2GS2HS-P220



● IES6300-8GT2GS2HS-2DI2DO-2P48



● IES6300-8GP2GS2HS-2DI2DO-2P24-120W,
IES6300-8GP2GS2HS-2DI2DO-2P48-240W



Specification

<p>Standard & Protocol</p>	<p>IEEE 802.3 for 10Base-T IEEE 802.3u for 100Base-TX IEEE 802.3ab for 1000Base-T IEEE 802.3z for 1000Base-X</p>
--------------------------------	---

	<p>IEEE 802.3x for Flow Control IEEE 802.1D for Spanning Tree Protocol IEEE 802.1w for Rapid Spanning Tree Protocol IEEE 802.1s for Multiple Spanning Tree Protocol ITU-T G.8032 for ERPS IEEE 802.1Q for VLAN IEEE 802.1p for CoS IEEE 802.1AB for LLDP IEEE 802.3ad for LACP IEEE 802.3af for PoE IEEE 802.3at for PoE+</p>
--	---

Management

SNMP v1/v2c/v3 Centralized Management of Equipment, QoS, PoE, DHCP Server, DHCP Snooping, DHCP Relay, Static MAC Address, LLDP, Storm Suppression, User Password, Login Method, File Management, Log Management, Port Statistics

Security	<p>User Privilege Classification, Authentication Method Configuration, SSH Configuration, HTTPS Configuration, Access Control, SNMP, RMON, Port Limit Control, Port Security, NAS, ACL, Ethernet Services, RADIUS Server Authentication, TACACS + Server Authentication, Port Alarm, DC Power Supply Alarm, IO Alarm, Loop Protection</p>
-----------------	---

Switch Function

802.1Q VLAN, Static Aggregation, LACP

Unicast / Multicast	<p>IGMP Snooping, Unicast MAC</p>
----------------------------	-----------------------------------

Redundancy Technology

Ring, STP/RSTP/MSTP, ERPS

Troubleshooting	<p>Ping, Cable Detection, DDMI, Port Mirroring</p>
------------------------	--

Time Management

NTP, Time Zone Configuration

PoE (optional)	<p>The maximum power of PoE port: 30W The power supply pin of PoE: V+, V+, V-, V- correspond to Pin 1, 2, 3, 6</p>
-----------------------	---

Interface

Gigabit Copper Port: 10/100/1000Base-T(X), RJ45, Automatic Flow Control, Full/Half Duplex Mode, MDI/MDI-X Autotuning, optional PoE
 Gigabit SFP Slot : 100/1000Base-X self-adaption or forced mode, SFP slot
 2.5G SFP Slot: 100/1000/2.5GBase-X self-adaption or forced mode SFP slot
 I/O port (optional): Support 2 inputs and 2 outputs, 8-pin 3.81mm pitch

terminal blocks, support dry contact input, relay-type output

Console port: CLI command line management port(RS-232), RJ45

Alarm Port: 6-pin 5.08mm pitch terminal blocks, relay occupies 2 pins and 1 relay alarm information output is supported, the current load capability is 1A@30VDC or 0.3A@125VAC

Indicator	Running indicator, alarm indicator, power supply indicator, interface indicator, PoE indicator (optional), I/O output indicator (optional), I/O input indicator (optional)
------------------	--

Switch Property	Transmission mode: store and forward MAC address: 8K Packet buffer size: 4Mbit Backplane bandwidth: 30G Switch time delay: <10μs
------------------------	--

Power Supply	<p>IES6300-8GT2GS2HS-2P48, IES6300-8GT2HS-2P48, IES6300-8GT2GS2HS-2DI2DO-2P48:</p> <ul style="list-style-type: none">● Voltage input: 12~48VDC● Connection method: 6-pin 5.08mm pitch terminal blocks (includes 4-pin power supply)● Power supply quantity: dual power supply redundancy backup● Connection protection: non-polarity● Overcurrent protection: 3A <p>IES6300-8GP2GS2HS-2P24-120W, IES6300-8GP2HS-2P24-120W, IES6300-8GP2GS2HS-2DI2DO-2P24-120W:</p> <ul style="list-style-type: none">● Power supply input: 24VDC● Connection method: 6-pin 5.08mm pitch terminal blocks (includes 4-pin power supply)● Power supply quantity: dual power supply redundancy backup● Connection protection: anti-reverse connection● Overcurrent protection: 12A <p>IES6300-8GP2GS2HS-2P48-240W, IES6300-8GP2HS-2P48-240W, IES6300-8GP2GS2HS-2DI2DO-2P48-240W:</p> <ul style="list-style-type: none">● Power input: 48VDC● Connection method: 6-pin 5.08mm pitch terminal blocks (includes 4-pin power supply)● Power supply quantity: dual power supply redundancy backup
---------------------	--

	<ul style="list-style-type: none"> ● Connection protection: anti-reverse connection ● Overcurrent protection: 5A <p>IES6300-8GT2GS2HS-P220, IES6300-8GT2HS-P220:</p> <ul style="list-style-type: none"> ● Power input: 220VAC/DC ● Connection method: 6-pin 5.08mm pitch terminal blocks (includes 4-pin power supply)
	<p>IES6300-8GT2GS2HS-2P48, IES6300-8GT2GS2HS-2DI2DO-2P48: No-load: ≤ 5.76W@48VDC Full-load: ≤ 12W@48VDC</p>
Power Consumption	<p>IES6300-8GP2GS2HS-2P48-240W, IES6300-8GP2GS2HS-2P24-120W, IES6300-8GP2GS2HS-2DI2DO-2P48-240W: No-load: ≤ 5.76W@48VDC Full-load: ≤ 132W@24VDC (with 120W PoE load) ≤ 252W@48VDC (with 240W PoE Load)</p>
Working Environment	<p>Operating temperature: -40~75°C Storage temperature:-40~85°C Relative humidity: 5%~95% (no condensation)</p>
Physical Characteristic	<p>Housing: IP40 protection, metal Installation: DIN-Rail or wall mounting Weight: ≤ 0.78kg Dimension (W x H x D): 53mm×138mm×110mm</p>
Industrial Standard	<p>IEC 61000-4-2 (ESD, electrostatic discharge), Level 3 IEC 61000-4-4 (EFT, electrical fast transient pulses), Level 3 IEC 61000-4-5 (Surge), Level 3 Shock: IEC 60068-2-27 Free fall: IEC 60068-2-32 Vibration: IEC 60068-2-6</p>
Authentication	CE, FCC, RoHS
Warranty	5 years

Ordering Information

Available Models	Gigabit RJ45 LAN Port		SFP Slot		I/O Port	PoE Power	Power Supply	
	Non-PoE	PoE	Gigabit	2.5G			Input Range	Quantity
IES6300-8GT2GS2HS-2P48-N	8	—	2	2	—	—	12~48VDC	2
IES6300-8GP2GS2HS-2P24-120W-N	—	8	2	2	—	120W	24VDC	2
IES6300-8GP2GS2HS-2P48-240W-N	—	8	2	2	—	240W	48VDC	2
IES6300-8GT2GS2HS-P220-N	8	—	2	2	—	—	220VAC/DC	1
IES6300-8GT2HS-2P48-N	8	—	—	2	—	—	12~48VDC	2
IES6300-8GP2HS-2P24-120W-N	—	8	—	2	—	120W	24VDC	2
IES6300-8GP2HS-2P48-240W-N	—	8	—	2	—	240W	48VDC	2
IES6300-8GT2HS-P220-N	8	—	—	2	—	—	220VAC/DC	1
IES6300-8GT2GS2HS-2DI2DO-2P48-N	8	—	2	2	2	—	12~48VDC	2
IES6300-8GP2GS2HS-2DI2DO-2P24-120W-N	—	8	2	2	2	120W	24VDC	2
IES6300-8GP2GS2HS-2DI2DO-2P48-240W-N	—	8	2	2	2	240W	48VDC	2