

ICS5428 Series

19-inch 1U Rack Mounting

28-port Gigabit /10Gigabit Layer 3 Industrial Ethernet Switch

- Support 4 10Gigabit fiber ports (SFP+ slots) or 4 Gigabit fiber ports (SFP slots), 8 Gigabit combo ports (SFP slots or RJ45) and 16 Gigabit copper ports
- Adopt Ring patented technology, support single ring, coupling ring, chain, Dual-homing function
- Support ERPS and loop detection, which can eliminate loop effectively and prevent broadcast storm caused by data loop
- 10 Gigabit bandwidth can transmit large amounts of video, voice and data with high performance and high speed
- Support optional dual AC/DC power supply, input voltage: 100~240VAC/ DC or 48VDC or 24VDC
- Support -40~75°C wide operating temperature range



Industrial Grade

Fanless Design

RPS

Introduction


ICS5428 series is 28-port Gigabit/10 Gigabit layer 3 industrial Ethernet switch. It provides 10 Gigabit SFP slots, Gigabit SFP slots, Gigabit copper ports and Gigabit fiber and copper multiplexing port. It adopts 1U rack mounting. Abundant numbers of interfaces, bandwidth of Gigabit/10Gigabit combination and ability to transmit large amounts of video, voice and data with high performance and high speed meet the application requirements of large-scale industrial network.

Network management system supports a variety of network protocols and industry standards, such as ARP, VRRP, RIP, OSPF, NAT, ERPS, STP/ RSTP/MSTP, 802.1Q VLAN, QoS function, IGMP Snooping static multicast function, LLDP, port trunking, port mirror, etc. It has perfect management functions, supporting port configuration, port statistics, 802.1X authentication, network diagnosis, rapid configuration, online upgrade, loop detection, etc. CLI, WEB, Telnet, SSH, SNMP and other access methods can be supported. Network management system could bring you great user experience through its friendly interface design and easy and convenient operation.

This product supports optional dual AC/DC power supply. The input power supply is two independent power supply circuits which can ensure the normal operation of the device when one power supply fails. When power supply or port has link failure, ALARM indicator will be bright and send out alarm, meanwhile, alarm device connected to the relay will send out alarm for rapid scene troubleshooting. Hardware adopts fanless, low power consumption, wide temperature and voltage design and has passed rigorous industrial standard tests, which can suit for the industrial scene environment with harsh requirements for EMC. It can be widely used in smart city, rail transit, smart city, safety city, new energy, intelligent manufacturing and other industrial fields.

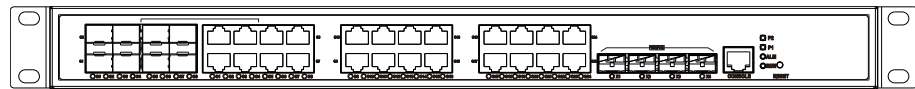
Features and Benefits

- ⊙ SNMPv1/v2c/v3 is used for network management of various levels
- ⊙ RMON can be used for efficient and flexible network monitoring
- ⊙ Port mirroring can conduct data analysis and monitoring, which is convenient for online debugging
- ⊙ QoS supports real-time traffic classification and priority setting
- ⊙ LLDP can achieve automatic topology discovery, which is convenient for visual management
- ⊙ DHCP server can be used for distributing IP address with different strategies
- ⊙ DHCP Snooping can ensure DHCP client gets IP address from legal DHCP server
- ⊙ DHCP relay function can realize IP address, gateway, DNS configuration cross network segment
- ⊙ File management is convenient for the device rapid configuration and online upgrading
- ⊙ Log management records the information of booting, operation and connection

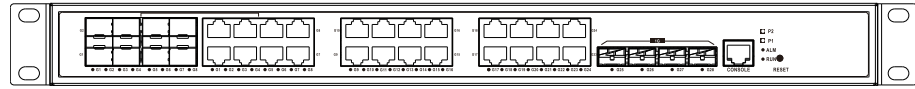
- 
- ⊙ Bandwidth management can reasonably distribute network bandwidth, preventing unpredictable network status
 - ⊙ Port statistics can be used for the port real time traffic statistics
 - ⊙ ARP could be used for MAC address resolution
 - ⊙ User password can conduct user hierarchical management to improve the device management security
 - ⊙ ACL can enhance network flexibility and security
 - ⊙ Relay alarm is convenient for troubleshooting of construction site
 - ⊙ Storm suppression can restrain broadcast, unknown multicast and unicast
 - ⊙ TELNET configuration and SSH configuration guarantee secure access to data
 - ⊙ VLAN is used for simplifying network planning
 - ⊙ Port Trunking can increase network bandwidth and enhance the reliability of network connection to achieve optimum bandwidth utilization
 - ⊙ PIM-DM/PIM-SM, IGMP Snooping, GMRP and static multicast can be used to filter multicast data to save network bandwidth
 - ⊙ Bandwidth management and flow control can reasonably distribute network bandwidth, preventing unpredictable network status
 - ⊙ Port isolation could achieve port isolation in the same VLAN and save VLAN resources
 - ⊙ Ring and STP/RSTP/MSTP can achieve network redundancy, preventing network storm
 - ⊙ Ping, Traceroute, Port Loopback and SFP Digital Diagnosis could achieve network diagnosis and troubleshooting
 - ⊙ VRRP, RIP, OSPF could achieve dynamic routing configuration
 - ⊙ NAT maps private IP address to the legal IP address of external network, which can slow the consumption of IP address space
 - ⊙ With high reliability and stability, ERPS could avoid broadcast storm caused by data loopback
 - ⊙ Loop detection could efficiently eliminate the influence caused by port loopback by detecting the existence of loopback
 - ⊙ IPDT can track IP device status and realize interaction with other applications

Dimension

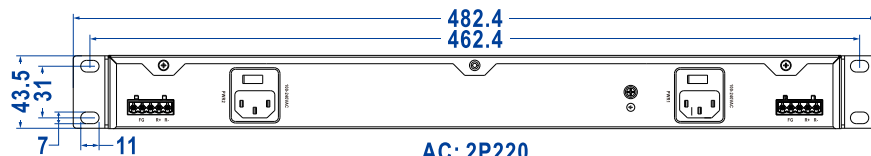

Unit: mm



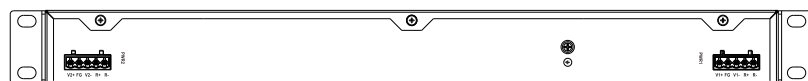
ICS5428-16GT8GC4XS-2P220
 ICS5428-16GT8GC4XS-2P48
 ICS5428-16GT8GC4XS-2P24



ICS5428-16GT4GS8GC-2P220
 ICS5428-16GT4GS8GC-2P48
 ICS5428-16GT4GS8GC-2P24



AC: 2P220



DC: 2P48、2P24

Specification

Standard & Protocol

- IEEE 802.3 for 10Base-T
- IEEE 802.3u for 100Base-TX
- IEEE 802.3ab for 1000Base-T
- IEEE 802.3z for 1000Base-X
- IEEE 802.3ae for 10GBase-X SFP+
- IEEE 802.3x for Flow Control
- IEEE 802.1D for Spanning Tree Protocol
- IEEE 802.1w for Rapid Spanning Tree Protocol

	IEEE 802.1s for Multiple Spanning Tree Protocol IEEE 802.1Q for VLAN IEEE802.1p for CoS IEEE 802.1X for 802.1X Authentication IEEE 802.1AB for LLDP
Management	SNMP v1/v2c/v3 Centralized Management Devices, RMON, Port Mirroring, QoS, LLDP, DHCP Server, File Management, Log Management, Port Statistics, ARP
Security	User permission rating, ACL, 802.1X authentication, port alarm, power alarm, storm suppression, Telnet configuration, SSH configuration, link flapping protection, NAT, DHCP snooping, loop detection
Switch Function	802.1Q VLAN, Port Trunking, Bandwidth Management, Flow Control, Port Isolation
Unicast / Multicast	Static Multicast, Multicast Passthrough, GMRP, IGMP-Snooping, PIM-SM, PIM-DM
Redundancy Technology	Ring, STP/RSTP/MSTP, ERPS
Troubleshooting	Ping, Traceroute, Port Loopback, SFP Digital Diagnosis
Routing Technique	VRRP, RIP, OSPF
Time Management	NTP Client, RTC

Interface

Gigabit copper port: 10/100/1000Base-T(X) self-adaptive RJ45, automatic flow control, support full/half duplex mode, MDI/MDI-X self-adaption

Gigabit SFP: 100/1000Base-X self-adaptive SFP slot

10Gigabit SFP+: 1000/10GBase-X self-adaptive SFP+ slot

Combo port: 10/100/1000Base-T(X) RJ45 or 100/1000Base-X SFP slot

Console port: CLI command line management port(RS-232), RJ45

Alarm port: 2 5-pin 5.08mm pitch terminal blocks(relay occupies 2 pins), support 2 relay alarm outputs, current loading capacity is 5A/30VDC or 10A/125VAC

Indicator	Run indicator, interface indicator power indicator, alarm indicator
------------------	---

Switch Property	<p>Transmission mode: store and forward</p> <p>MAC address: 16K</p> <p>Packet buffer size: 12Mbit</p> <p>Backplane bandwidth: 128G</p>
------------------------	--

Power Supply	<p>ICS5428-16GT8GC4XS-2P220, ICS5428-16GT4GS8GC-2P220</p> <ul style="list-style-type: none"> Input voltage: 220VAC (100~240VAC/DC) Redundant power supply: support dual power supply redundancy Overcurrent protection: 5A Access terminal: single-phase socket with rocker switch
	<p>ICS5428-16GT8GC4XS-2P48, ICS5428-16GT4GS8GC-2P48</p> <ul style="list-style-type: none"> Input voltage: 48VDC (36~72VDC) Redundant power supply: support dual power supply redundancy Overcurrent protection: 3A Connection protection: anti-reverse connection Access terminal: 5-pin 5.08mm pitch terminal blocks (power supply occupies 2 pins)
	<p>ICS5428-16GT8GC4XS-2P24, ICS5428-16GT4GS8GC-2P24</p> <ul style="list-style-type: none"> Input voltage: 24VDC (18~72VDC) Redundant power supply: support dual power supply redundancy Overcurrent protection: 3A Connection protection: anti-reverse connection Access terminal: 5-pin 5.08mm pitch terminal blocks (power supply occupies 2 pins)

	Available Models	No-load	Full-load
Power Consumption	ICS5428-16GT8GC4XS-2P220	10.5W@220VA C	25.3W@220VA C

Working Environment	<p>Operating temperature: -40~75°C</p> <p>Storage temperature:-40~85°C</p>
----------------------------	--

	Relative humidity: 5%~95%(no condensation)
Physical Characteristic	<p>Housing: IP30 protection, metal</p> <p>Installation: 19-inch 1U rack mounting</p> <p>Weight: 3.94kg (ICS5428-16GT8GC4XS-2P220)</p> <p>Dimension (W x H x D): 440.4mm×44mm×304.8mm (lugs are not included)</p>
Industrial Standard	<p>IEC 61000-4-2 (ESD, electrostatic discharge), Level 3</p> <ul style="list-style-type: none"> • Air discharge:± 8kV • Contact discharge: ±6kV <p>IEC 61000-4-4 (EFT, electrical fast transient), Level 3</p> <ul style="list-style-type: none"> • Power supply: ±2kV • Signal: ±1kV <p>IEC 61000-4-5 (Surge), Level 3</p> <ul style="list-style-type: none"> • Power supply: differential mode±1kV, common mode±2kV • Signal: differential mode±1kV, common mode±2kV <p>Shock: IEC 60068-2-27</p> <p>Free fall: IEC 60068-2-32</p> <p>Vibration: IEC 60068-2-6</p>
Authentication	CE, FCC, RoHS
Warranty	5 years

Ordering Information

Available Models	Gigabit			10 Gigabit	Power Supply
	Copper Port	Combo Port	SFP	SFP+	
ICS5428-16GT8GC4XS-2 P220-N	16	8	—	4	220VAC/DC (100~240VAC/DC)
ICS5428-16GT4GS8GC-2 P220-N	16	8	4	—	Redundant power supply
ICS5428-16GT8GC4XS-2 P48-N	16	8	—	4	48VDC (36~72VDC)
ICS5428-16GT4GS8GC-2 P48-N	16	8	4	—	Redundant power supply
ICS5428-16GT8GC4XS-2 P24-N	16	8	—	4	24VDC (18~72VDC)
ICS5428-16GT4GS8GC-2 P24-N	16	8	4	—	Redundant power supply